

# Dartford Crossing Traffic Safety System

## There is a new road layout at the Dartford Crossing




**Following the introduction of the Dart Charge in November 2014 there is a new road layout at the Dartford Crossing.**

As part of these changes from mid-June 2015 a new traffic safety system will be in use on the A282 (M25) northbound approach to the Dartford tunnels.

The system will identify and stop oversized vehicles or those carrying dangerous goods from entering the tunnels. It will also enable dangerous goods vehicles to be escorted through the tunnels safely and stop traffic in the event of an incident in the tunnels.

This leaflet tells you what to expect and how to drive through the traffic safety system.




Signs on gantries over the carriageway will display variable speed limits to keep traffic flowing safely, dependant on the road conditions at the time.

A **red X** symbol will show that a lane is closed because of an incident or people working on the road. Driving in a lane with a **red X** symbol is dangerous and drivers must **NOT** use it.

Electronic message signs on the approach to the traffic safety system will provide drivers with information relating to road conditions and safety.

Additional electronic message signs will be used in the safety system to give instructions to goods vehicle drivers who have failed to comply with the size and content restrictions of the tunnels.





Traffic signals will be used to stop and direct oversized vehicles, or those carrying dangerous goods that are not approaching the tunnels in the correct lane.

The signals will also be used to stop traffic in the event of a tunnel emergency.

All drivers, regardless of vehicle type, should prepare to stop at a red signal, to enable non-compliant vehicles to be directed away from the Crossing.



Barriers will be used in conjunction with traffic signals to stop vehicles and enforce crossing restrictions when required.

If stopped, drivers should wait until the barrier arm has lifted and for a green signal before proceeding.



Enforcement bodies will operate at the Crossing dealing with drivers who have failed to comply with the restrictions on the approach to the Dartford Tunnels.

**Drivers who fail to comply could receive a fine and points on their licence.**




Average speed camera enforcement will be in use at the Dartford Crossing.

Drivers should drive at speeds appropriate to the road conditions and must not exceed the variable speed limits displayed.

Red light camera enforcement will also be in use at the traffic signals.

**Drivers who exceed the speed limits, or drive through red lights are liable to receive fines and points on their licence.**



CCTV operates throughout the Crossing and sends live images to the control room enabling effective incident monitoring and response.

For more information visit

<http://www.gov.uk/highways/dartford>

Click here to see a video of how the new traffic safety system will operate

### Ways to pay Dart Charge:

You can no longer pay the Dartford Crossing charge at the barriers.

Pay in advance or by midnight the following day.



[www.gov.uk/dart-charge](http://www.gov.uk/dart-charge)



0300 300 0120  
+44 (0) 300 300 0120



[www.payzone.co.uk/Store-Locator](http://www.payzone.co.uk/Store-Locator)



by post (in advance only):

Dart Charge Customer Services  
PO Box 842,  
Leeds LS1 9QF.  
Go online to download or call to request a payment form

**Drivers who don't pay will face a penalty.**